

# FFC Card Cable

## Part Numbering System


**100    P3    14    D    0305   -   <sup>LEFT END</sup>5 10   <sup>RIGHT END</sup>5 10**

**■ Pitch**


- 050 – 0.50 mm
- 100 – 1.00 mm
- 125 – 1.25 mm
- 127 – 1.27 mm
- 254 – 2.54 mm

**■ Style**


**P3**




**P5**



**P7**



**P8**



**■ Number of Conductors**

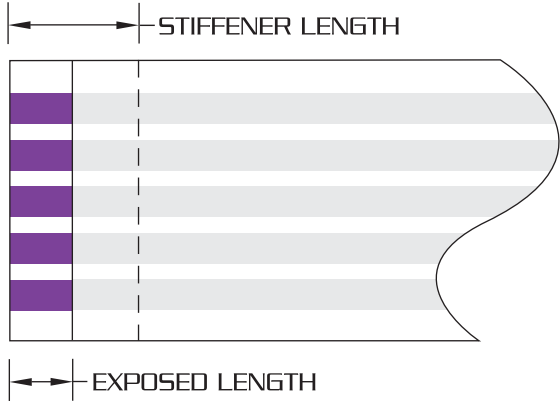
**■ Exposed length in mm**

**■ Stiffener length in mm**

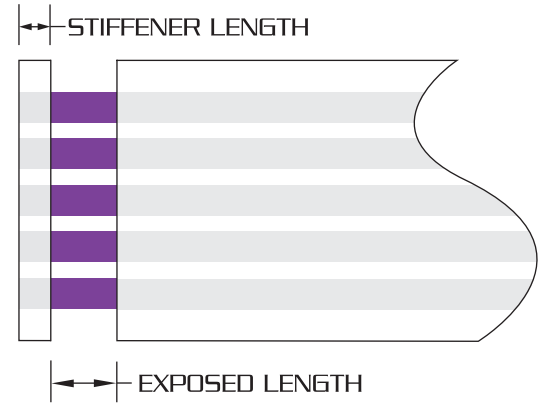
**■ Length in mm (Measured from End to End)**

Conductor Size (Tinned)	Pitch (mm)
A – 0.076 mm x 1.57 mm	2.54
C – 0.076 mm x 0.80 mm	1.25/1.27
D – 0.076 mm x 0.66 mm	1.00
K – 0.035 mm x 0.28 mm	0.50

**■ Style P3, P5**



**■ Style P7, P8**



— Other Options are Available, Please Contact the Factory —