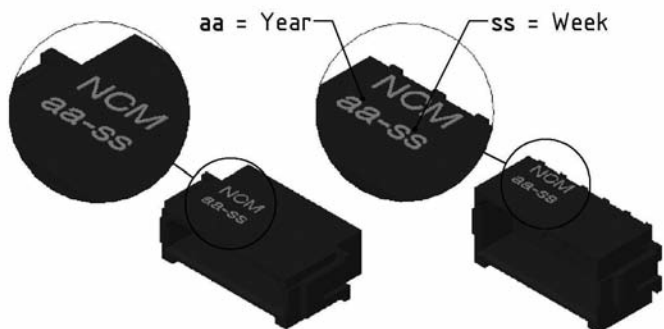


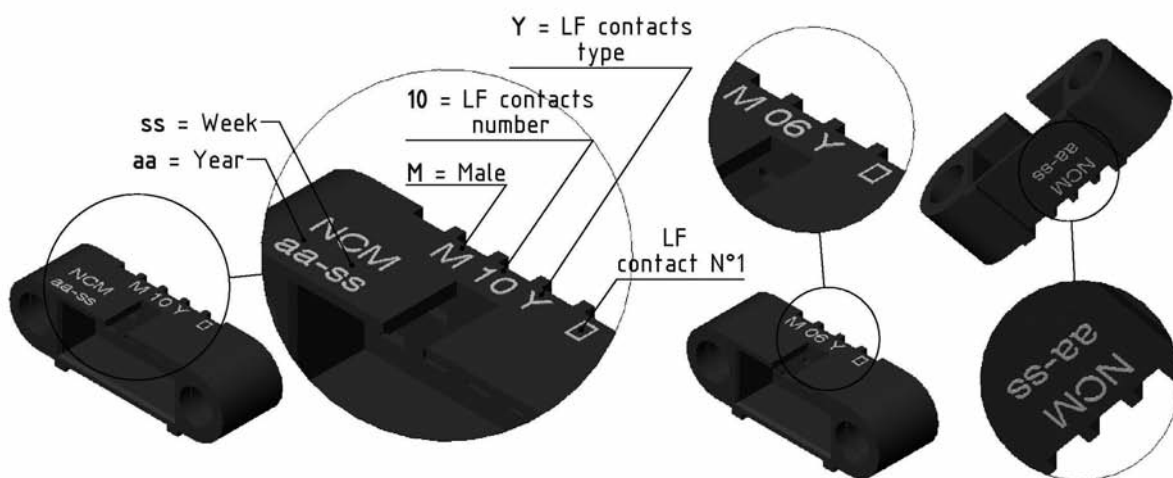
# Male housing marking

## CMM 100/200



Marking : NCM (Nicomatic) + date code (Lot number)

## CMM 220



**Marking 1** : NCM (Nicomatic) + date code (Lot number)  
(LF contacts only) Connector P/N  
LF contact number I

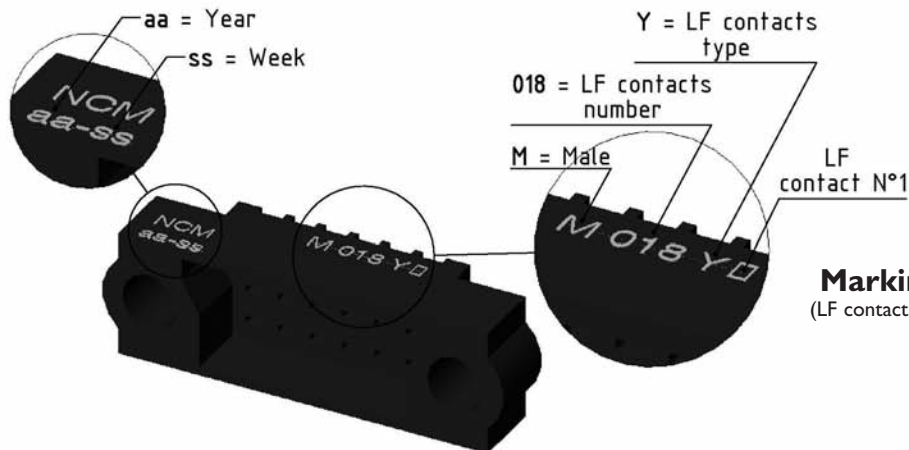
Marking on two faces if the number of LF contacts is < to 10.

**Marking 2** : NCM (Nicomatic) + date code (Lot number) : CMM 220 mixed layout (LF + HF/HP)  
(as for CMM 100/200)

CMM 220 with HF/HP contacts  
CMM 220 with 04 LF contacts

Marking LF contacts type : Y-YL-V-VL-R-T-S-C

## CMM 320/340



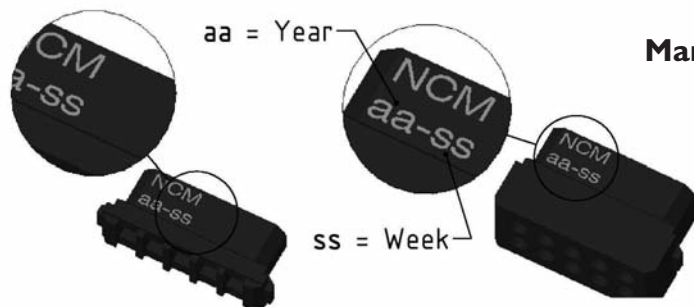
**Marking 1** : NCM (Nicomatic)  
(LF contacts only) / date code (Lot number)  
Connector P/N  
LF contact number I

**Marking 2** : NCM (Nicomatic) / date code (Lot number) : CMM 320 mixed layout  
(as for CMM 100/200)  
CMM 320 with HF/HP contacts  
CMM 340

Marking LF contacts type : Y-YL-V-VL-S-C

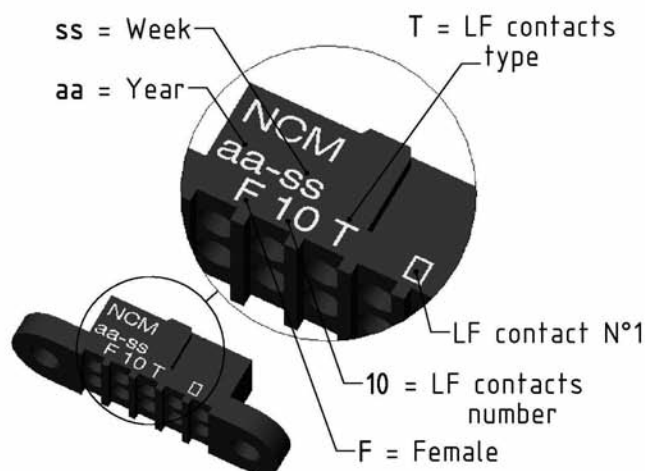
# Female housing marking

## CMM 100/200



Marking : NCM (Nicomatic) + date code (Lot number)

## CMM 220



**Marking 1** : NCM (Nicomatic) + date code (Lot number)  
(LF contacts only) Connector P/N  
LF contact number I

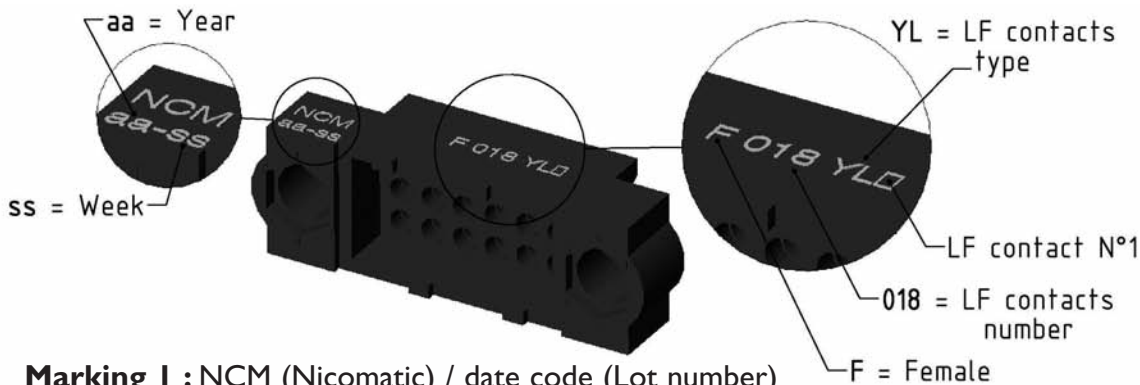
Marking on two faces if the number of LF contacts is < to 10.

**Marking 2** : NCM (Nicomatic) + date code (Lot number) : CMM 220 mixed layout (LF + HF/HP)  
(as for CMM 100/200)

CMM 220 with HF/HP contacts  
CMM 220 with 04 LF contacts

Marking LF contacts type : Y-YL-V-VL-R-T-S-C-PF

## CMM 320/340



**Marking 1** : NCM (Nicomatic) / date code (Lot number)  
(LF contacts only) Connector P/N  
LF contact number I

**Marking 2** : NCM (Nicomatic) / date code (Lot number) : CMM 320 mixed layout HF/HP contacts  
(as for CMM 100/200)

CMM 320 with HF/HP contacts  
CMM 340

Marking LF contacts type : Y-YL-V-VL-S-C-PF