



NICOMATIC is certified  
ISO9001:2008 / EN9100:2009

# CMM MULTI-MIX

## Highly modular connector system

### How to order?

### CMM Multi-Mix

**22 1 Y 26 F22 yyzz - 1300 - 3300CMM**

Series	22: 2 rows 32: 3 rows
Gender	Male (1) or Female (2)
Termination style*	
Contacts number:	2 rows: 04 to 60 3 rows: 006 to 120
Fixing hardware**	

Pin 1 Side (yy) | Opposite Pin 1 Side (zz)  
Choose your HF and HP contacts

HF contacts on PCB	HP contacts on PCB	Correspondance chart
30-1300-CMM	30-3300-CMM	
30-2300-CMM/12	30-4300-CMM/12	
30-1300-45	30-3300-45	
30-2300-45/14	30-4300-45/14	
30-1400-CMM	30-3400-CMM	
30-2400-CMM	30-4400-CMM	
30-1400-45	30-3400-45	
30-2400-45	30-4400-45	
30-1500-12	30-3500-12	
30-1600	30-3600	
30-2600	30-4600	

HF contacts on cable	HP contacts on cable
30-1312-ZS-01	30-33xx
30-2312-ZS-01	30-43xx
30-1312-ZS-02	(xx = 05, 08, 10, 15, 20 Amp)
30-2312-ZS-02	
30-1320-SS	
30-2320-SS	
30-1320-ZS	
30-2320-ZS	
30-1324-SS	
30-2324-SS	
30-1324-ZS	
30-2324-ZS	
30-1326-SS	
30-2326-SS	
30-1326-ZS	
30-2326-ZS	
30-1347-ZZ	
30-2347-ZZ	
30-1385-ZZ	
30-2385-ZZ	

**Note:**  
 > HF/HP contacts: view CMM catalogue pages 75-94  
 > Contacts on PCB are to be mixed in line as above  
 > On pin 1 side, do not indicate CMM, 45, 12 or 14 (only shown at P/N end)  
 > Contacts on cable can be mixed freely  
 > HF 90° / HP 90° not available today  
 > HF on cable 75ohms & DS not in standard P/N. Ask us!  
 > On CMM320 on cable, no hex nut or washer can be used

**yy:** number of HP or HF contacts pin 1 side  
**zz:** number of HP or HF contacts opposite to LF contact number 1


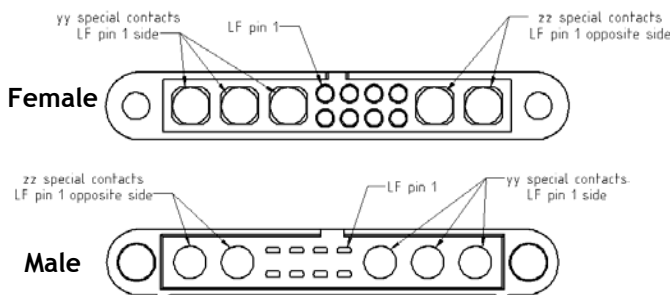
\*  
**Y/YL:** straight PCB & V/VL: 90° PCB  
**T:** straight SMT / **R:** 90° SMT  
**S/C:** crimp (S: Gauge 24-28 / C: Gauge 22)

\*\*  
 Consult our CMM catalogue  
**CMM220:** page 43 to 46  
**CMM320:** page 70 to 74

### Technical data

- Operating temperature : -60°C to +260°C (depending on cable)
- LF Current per contact up to 5A
- HF up to 11 GHz, HP up to 30A
- Special PPS UL 94-V0 insulator

### Connector view




Scan for more about CMM Multi-Mix  
With your QR code application



Manufacturer and designer of  
innovative interconnect solutions

## CMM MULTI-MIX

Highly modular connector system  
MIL-DTL-55302F



### CMM Multi-Mix (Standard P/N)

2 mm pitch, 2 or 3 rows

Standard CMM construction rules + 1 extra contact P/N

Male or Female terminations with screw fixing

- Multi-signal mixed-layout:  
High power + High frequency + Signal: PCB or on cable
- High density package
- Multi-million configuration
- No extra fees

### Main benefits

- Miniaturisation
- High performance for vibration and temperature
- Your specific connector turns standard
- Quick availability

